

BASI CONTENITORI
STORAGE UNITS



scheda tecnica data sheet

BASI A TERRA / APPOGGIO / SOSPESE

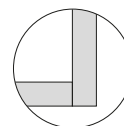
FLOOR-STANDING / RAISED / SUSPENDED BASE UNITS



CONTENITORI

BASI A TERRA / APPOGGIO / SOSPESE

FLOOR-STANDING / RAISED / SUSPENDED BASE UNITS



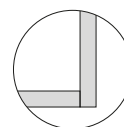
SP.18 MM
18 MM THICK




UNOEDUE

BASI APPOGGIO / SOSPESE

RAISED / SUSPENDED BASE UNITS



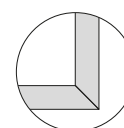
UNOEDUE
BASI SP.12 MM
BASE UNIT WITH
12 MM THICK



Z45

BASI SOSPESE

SUSPENDED BASE UNITS



Z45
BASI UNIONE 45°
BASE UNIT WITH 45°
JOINTS

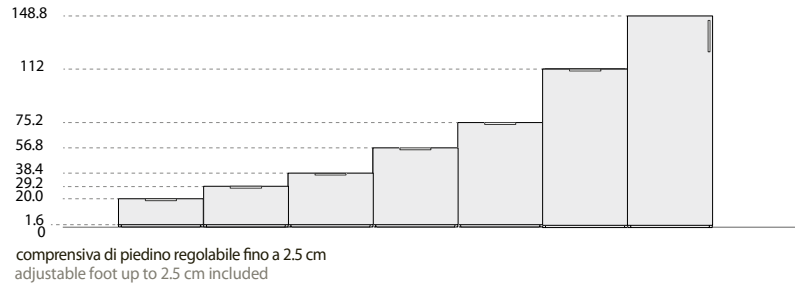
CONTENITORI BASI

STORAGE BASE UNITS



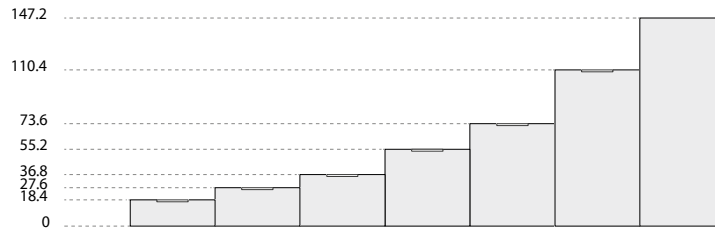
ALTEZZE BASI A TERRA | FLOOR-STANDING BASE UNIT HEIGHTS

Top di finitura sp. 1.2 cm o sp. 2.8 cm necessario
Finishing top th. 1.2 cm or th. 2.8 cm necessary

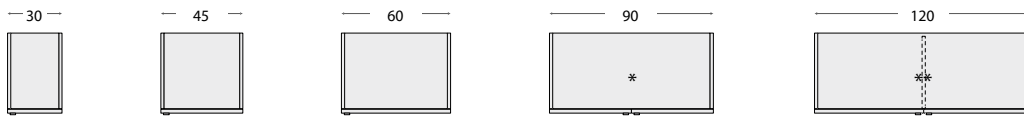


ALTEZZE BASI IN APPOGGIO O SOSPESE | RAISED OR SUSPENDED BASE UNIT HEIGHTS

Top di finitura sp. 1.2 cm o sp. 2.8 cm necessario
Finishing top th. 1.2 cm or th. 2.8 cm necessary



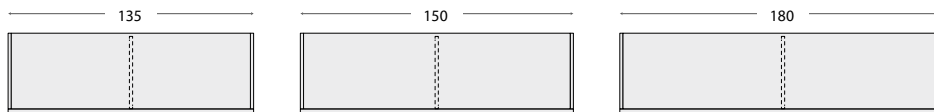
LARGHEZZE BASI | BASE UNIT WIDTHS



- * Per i contenitori L. 90 è disponibile a richiesta una barra di rinforzo su cappello.
- ** I contenitori L. 120 cm con anta sono dotati di tramezza. Quelli con cassetti, invece, sono dotati di serie di barra di rinforzo sul cappello.
- * For storage units W. 90 a reinforcement bar on top is available upon request
- ** Storage units W. 120 cm with door are fitted with partition. Storage units with drawers are fitted as standard with a reinforcement bar on top.

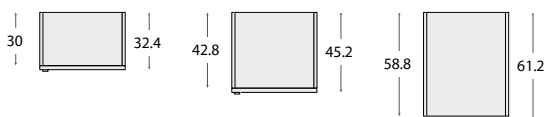
LARGHEZZE DISPONIBILI SOLO PER BASI CON ANTA RIBALTA H. 18.4 / 27.6 / 36.8 CM Dotati di tramezza

WIDTHS AVAILABLE ONLY FOR BASE UNITS WITH FLAP DOOR H. 18.4 / 27.6 / 36.8 CM Fitted with partition

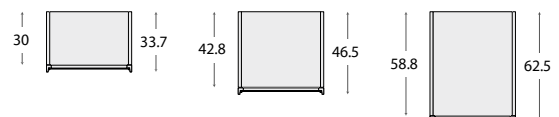


PROFONDITÀ BASI | BASE UNIT DEPTHS

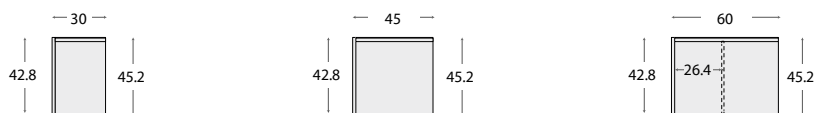
ANTE PLANA E GOLA | PLANA and GOLA DOORS



ANTE CITY GLASS | CITY GLASS DOORS



LARGHEZZE e PROFONDITÀ BASI TERMINALI | END BASE UNIT WIDTHS and DEPTHS

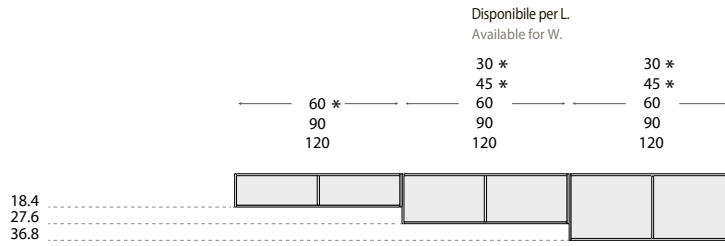


UNOEDUE BASI IN APPOGGIO E SOSPESSE

UNOEDUE RAISED / SUSPENDED BASE UNITS



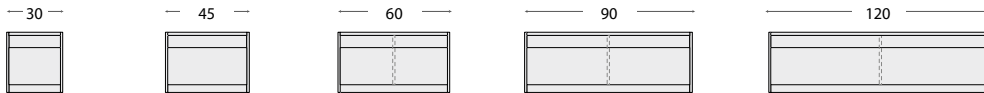
ALTEZZE BASI | BASE UNIT HEIGHTS



* senza tramezza without partitions

LARGHEZZE BASI | BASE UNIT WEIGHTS

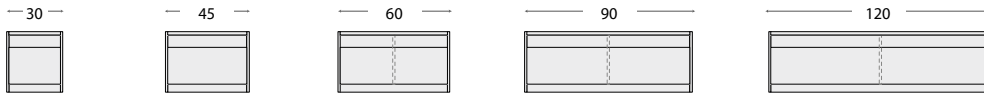
IN APPOGGIO
RAISED



Disponibile per H.
Available for H.



SOSPESO
SUSPENDED



Disponibile per H.
Available for H.



* senza tramezza without partitions

PROFONDITÀ BASI | BASE UNIT DEPTHS

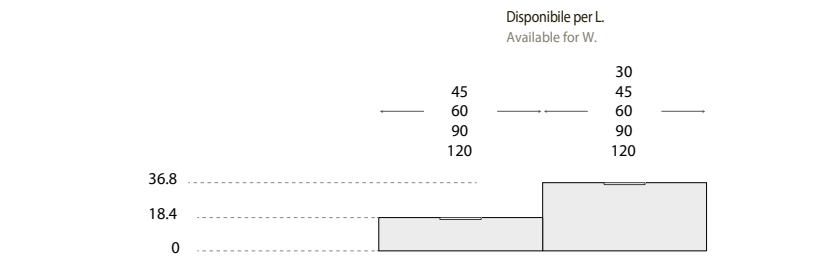


Z45 BASI SOSPESE

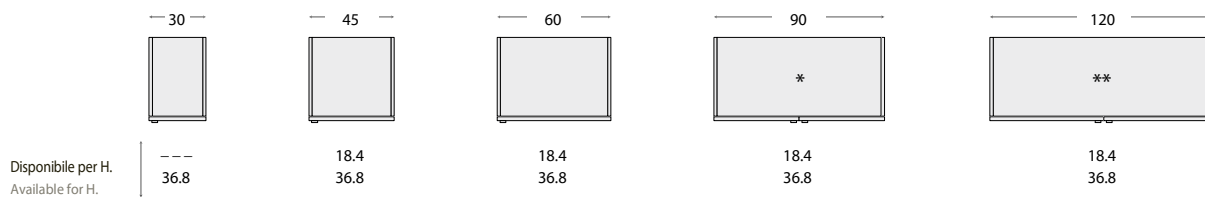
Z45 SUSPENDED BASE UNITS



ALTEZZE BASI SOSPESE | SUSPENDED BASE UNIT HEIGHTS



LARGHEZZE BASI SOSPESE | SUSPENDED BASE UNIT WIDTHS



* Per i contenitori L. 90 è disponibile a richiesta una barra di rinforzo su cappello.

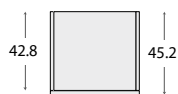
** I contenitori L. 120 cm con anta sono dotati di tramezza. Quelli con cassetti, invece, sono dotati di serie di barra di rinforzo sul cappello

* For storage units W. 90 a reinforcement bar on top is available upon request.

** Storage units W. 120 cm with door are fitted with partition. Storage units with drawers are fitted as standard with a reinforcement bar on top.


PROFONDITÀ BASI SOSPESE | SUSPENDED BASE UNIT DEPTHS

ANTE PLANA E GOLA | PLANA and GOLA DOORS



STRUTTURA / FRONTALI STRUCTURE / FRONTS

finitura materica textured finish



bianco talco
talc white

pomice
pumice

cashmere
cashmere

olmo ash
ash elm

finitura liscia plain finish



arena
arena

selce
flint

ottanio
octane

ardesia
slate

carbone
coal

finiture materiche textured finish



rovere natural
natural oak

noce
walnut

lignum dark
lignum dark

opus calce
opus lime

opus cemento
opus concrete

opus mattone
opus brick

ANTE A VETRO GLASS DOOR

City Glass

cat. T1



trasparente
transparent

trasparente fumè
transparent smoked grey

cat. T2




riflettente chiaro
light reflective

cannettato trasparente
fluted transparent

Per effetto del procedimento di fabbricazione il vetro cannettato può presentare piccole inclusioni e/o micro bollicine che non sono da considerarsi difetti ma peculiarità del prodotto.

As a result of the manufacturing process, the fluted glass may have small inclusions and/or micro bubbles, which are not to be considered defects but peculiarities of the product.

Telai Frame



brunito
burnished

Verificare nelle pagine a seguire le finiture possibili dei seguenti articoli

- La resa cromatica della stampa delle finiture e colori è da intendersi orientativa. Potrà essere non corrispondente al prodotto.

Avvalersi quindi delle mazzette colori in dotazione

- Norme e consigli per la manutenzione e pulizia dei prodotti:

Pulizia di superfici in melaminico e di vetri:

Utilizzare un panno morbido "eventualmente inumidito". Si raccomanda di non usare prodotti diluenti, solventi, abrasivi o corrosivi.

Non lasciare panni bagnati a contatto con le superfici in melaminico.

- Variazioni di tonalità di colore:

L'uniformità cromatica delle tinte unite e delle essenze può variare leggermente, ne consegue che in caso di completamenti una possibile differenza di tonalità non potrà costituire causa di contestazione.

Check the next pages to see the range of finishes for the following articles

- Colours and finishes are indicative as the printing process may alter them.

May not correspond to the product.

Use supplied colour range!

- Product maintenance and cleaning tips:

Cleaning of melamine surfaces and glasses:

Use a soft cloth, damp if necessary. Please do not use thinners, solvents, abrasive or corrosive substances.

Do not leave wet items in contact with melamine faced surfaces.

- Colours variations:

Shades of plain colours and wood species may vary slightly. In the event of completions, possible differences in shades cannot be cause for complaint.